
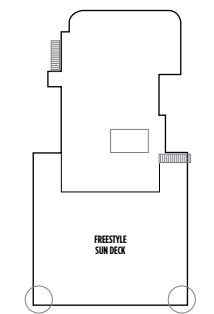


DECK PLANS

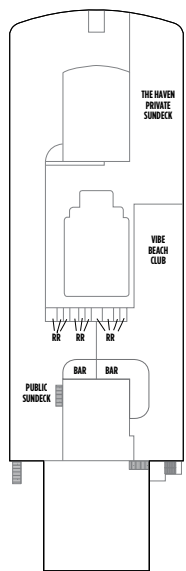


Gross Tonnage: 144,017
 Overall Length: 1,062 feet
 Beam: 130 feet
 Draft: 27 feet
 Engines: Diesel Electric
 Cruise Speed: 21 knots
 Guests: 4,028 (double occupancy)
 Crew: 1,595

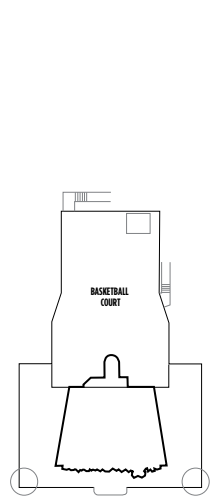
NORWEGIAN BREAKAWAY



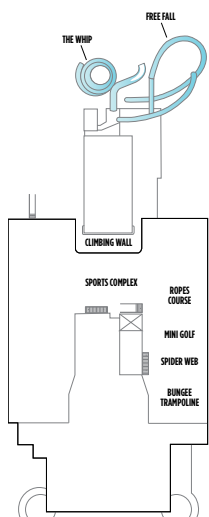
Deck 18



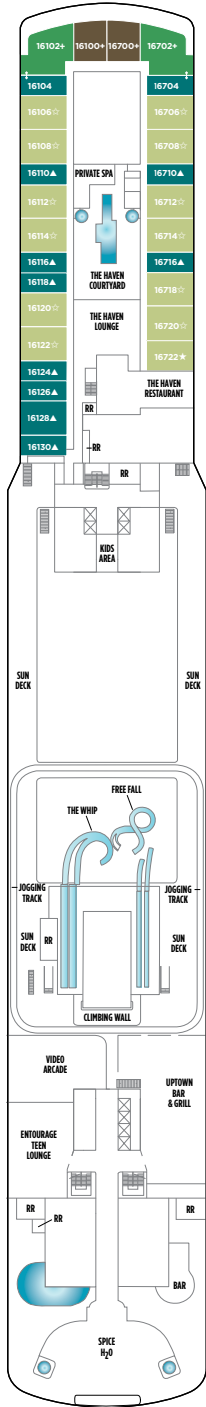
Deck 17



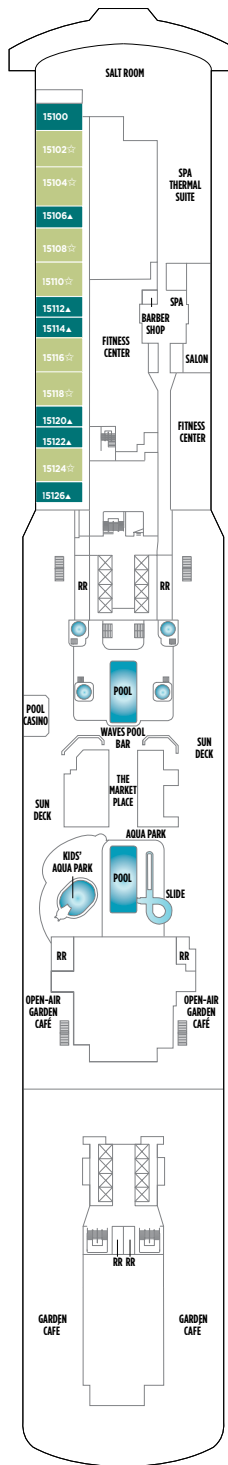
Deck 16



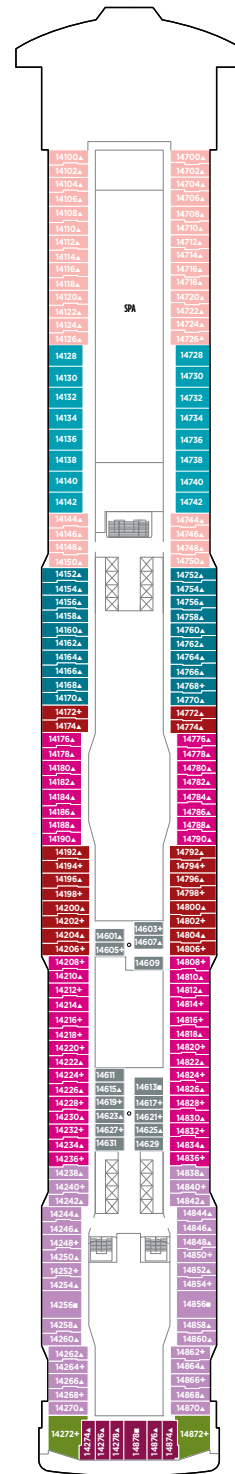
Deck 15



Deck 14



Deck 13



Deck 12

S2 S3 S4 S5

S4 S5

S6 S9 M9 MA B9 B1
 BA BC TA

NORWEGIAN BREAKAWAY DECK PLANS

Norwegian Breakaway will have capacity for more than 4,000 guests, as well as many of the most popular features from our existing fleet. Plus, we'll continue to keep innovating the way guests enjoy their cruise vacations with plenty of new surprises.

The Haven Stateroom Descriptions

S2 THE HAVEN DELUXE OWNER'S SUITE

These Suites are located in The Haven and offer amazing ocean views, a wet bar and an extra-spacious wraparound balcony. They include a king-size bed, additional bedding that accommodates two, and one-and-a-half bathrooms. (Sleeps up to four.)

S3 THE HAVEN OWNER'S SUITE WITH LARGE BALCONY

These beautiful Suites are located in The Haven and offer amazing ocean views and an extra-spacious balcony. They include a king-size bed, additional bedding that accommodates two and one-and-a-half bathrooms. (Sleeps up to four.)

S4 THE HAVEN 2-BEDROOM FAMILY VILLA WITH BALCONY

These Villas are located in The Haven and are perfect for the family. They feature an extra-spacious balcony, two bedrooms, one with a king-size bed; the other with a double sofa bed and two bathrooms. (Sleeps up to six.)

S5 THE HAVEN COURTYARD PENTHOUSE WITH BALCONY

These Penthouses are located in The Haven and include a king-size bed and private balcony with a fantastic view. (Sleeps up to three.)

S6 THE HAVEN AFT-FACING PENTHOUSE WITH BALCONY

These Penthouses have access to The Haven and feature a king-size bed plus dining and sitting areas. They offer an unforgettable view from the aft-facing private balcony. (Sleeps up to four.)

S7 THE HAVEN FORWARD-FACING PENTHOUSE WITH BALCONY

These Penthouses have access to The Haven and feature a king-size bed plus dining and sitting areas. They offer amazing views from the forward-facing private balcony. (Sleeps up to three.)

S9 THE HAVEN SPA SUITE WITH BALCONY

These Suites have access to The Haven and are the perfect way to experience a total spa vacation. They include a king-size bed, hot tub, oversized waterfall shower and multiple body spray jets, spa décor, easy access to the adjacent Mandara Spa and fitness center, as well as complimentary access to the Thermal Spa Suites during regular spa hours. (Sleeps up to two.)

Mini-Suite and Balcony Stateroom Descriptions

M9 SPA MINI-SUITE WITH BALCONY

The Spa Mini-Suites feature tranquil spa décor and include two lower beds that convert to a queen-size bed, oversized waterfall shower and multiple body spray jets, easy access to the adjacent Mandara Spa and fitness center, as well as complimentary access to the Thermal Spa Suites during regular Spa hours. (Sleeps up to four.)

M1 AFT-FACING MINI-SUITE WITH BALCONY

These Mini-Suites include two lower beds that convert to a queen-size bed. And because they are aft-facing, the view from your private balcony is amazing. (Sleeps up to two.)

M2 M3 M4 FAMILY MINI-SUITE WITH BALCONY

Perfect if you want to bring the kids, these Family Mini-Suites are conveniently located near the kids' area and include two lower beds that convert to a queen-size bed, an upper bed, sofa bed and bathtub. Hang out with the gang and enjoy the view from your own private balcony. Category M2 also includes an upper bed. There are also many connecting staterooms. (Sleeps up to four.)

M6 MINI-SUITE WITH LARGE BALCONY

Featuring two lower beds that convert to a queen-size bed, an upper bed, sofa bed and a large, private balcony, these Mini-suites also offer amazing views. (Sleeps up to four.)

MA MB MID-SHIP MINI-SUITE WITH BALCONY

Located mid-ship with easy access to everything, these Mini-Suites feature two lower beds that convert to a queen-size bed, an upper bed, sofa bed and private balcony. (Sleeps up to four.)

MX MINI-SUITE WITH BALCONY

Enjoy a private balcony with amazing views from these Mini-Suites featuring two lower beds that convert to a queen-size bed, an upper bed and a sofa bed. (Sleeps up to four.)

B9 SPA BALCONY

The Spa Balcony staterooms feature tranquil spa décor and include two lower beds that convert to a queen-size bed, a sofa bed, and easy access to the adjacent Mandara Spa and Fitness Center, as well as complimentary access to the Thermal Spa Suites during regular spa hours. (Sleeps up to three.)

B1 AFT-FACING BALCONY

These staterooms include two lower beds that convert to a queen-size bed and are aft-facing, so the view from your private balcony is amazing. (Sleeps up to three.)

B2 B3 B4 FAMILY BALCONY

Ideal for the whole family, these staterooms are conveniently located near the kids' area and include two lower beds that convert to a queen-size bed, an upper bed and a sofa bed. There are also many connecting staterooms. (Sleeps up to four.)

B6 LARGE BALCONY

These staterooms have a large balcony offering incredible views, two lower beds that convert to a queen-size bed and additional bedding to sleep one or two more. (Sleeps up to four.)

BA BB MID-SHIP BALCONY

Enjoy easy access to all the delicious dining and exciting activities on board from your mid-ship stateroom that includes two lower beds that convert to a queen-size bed. (Sleeps up to four.)

BC BD BX BALCONY

Take in the amazing views from these staterooms that include two lower beds that convert to a queen-size bed and additional bedding that can accommodate two guests. (Sleeps up to four.)

Oceanview, Inside and Studio Stateroom Descriptions

O1 FAMILY OCEANVIEW WITH LARGE PICTURE WINDOW **NEW**

Perfect for families, these staterooms include two lower beds that convert to a queen-size bed, a bathtub and additional bedding that can accommodate three guests. There are also many connecting staterooms. (Sleeps up to five.) (No bathtub in staterooms 5138, 5140, 5738 and 5740.)

OA OC OX OCEANVIEW WITH LARGE PICTURE WINDOW

Enjoy a large picture window and two lower beds that convert to a queen-size bed. Category OX also features two pull-down beds. (Sleeps up to four.)

OB MID-SHIP OCEANVIEW WITH LARGE PICTURE WINDOW

Located mid-ship, you will have easy access to everything. These staterooms feature a large picture window and two lower beds that convert to a queen-size bed. (Sleeps up to two.)

I1 I2 FAMILY INSIDE

An affordable family option and conveniently located near our kids' area, these staterooms include two lower beds that convert to a queen-size bed and two pull-down beds. (Sleeps up to four. Door opens to center interior corridor.)

IA IE MID-SHIP INSIDE

Centrally located mid-ship, providing easy access to everything on board. These staterooms feature two lower beds that convert to a queen-size bed. (Sleeps up to two. Door opens to center interior corridor.)

IB INSIDE

Offering a slightly larger space, these staterooms include two lower beds that convert to a queen-size bed and a pull-down bed. (Sleeps up to three.)

IC IF INSIDE

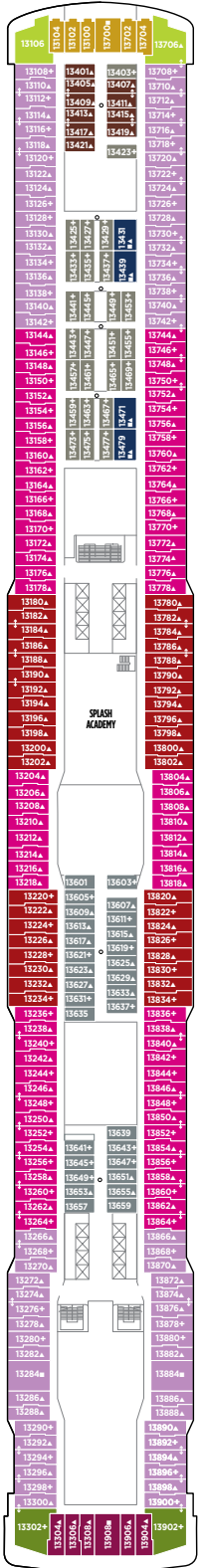
These staterooms include two lower beds that convert to a queen-size bed. (Sleeps up to two. Door opens to center interior corridor.)

ID IX INSIDE

These staterooms include two lower beds that convert to a queen-size bed and two pull-down beds. (Sleeps up to four. Door opens to center interior corridor.)

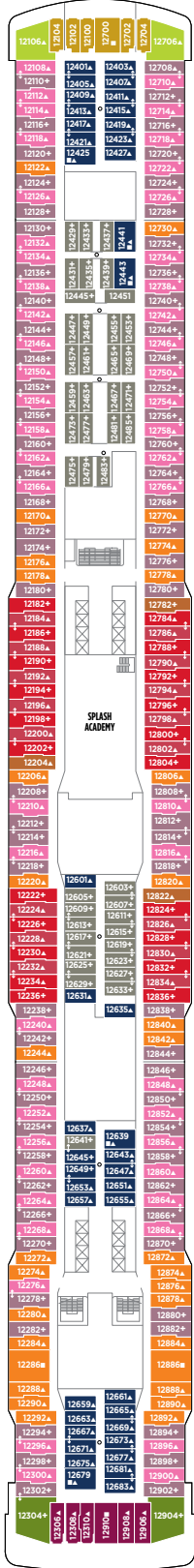
TI STUDIOS

Private keycard access complex comprised of staterooms specifically designed and priced for the solo traveler. Featuring a full-size bed, a one-way window to the corridor, and separate areas for your bathroom, sink and shower in 100 square feet of living space. Includes access to the private Studio Lounge. No single supplement required.



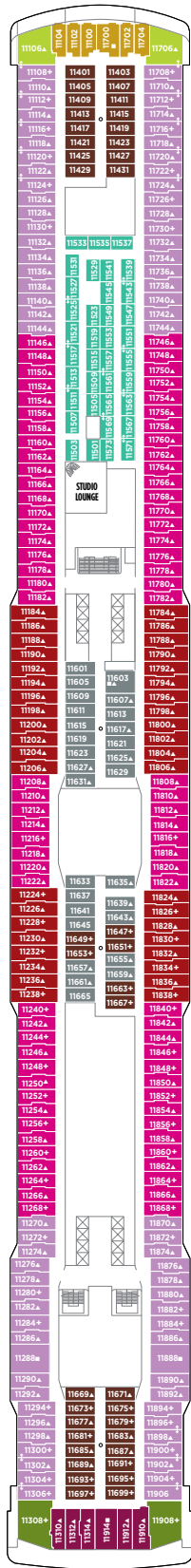
Deck 13

S6 S7 MA B1 BA BC
OA I1 I2 IA IC



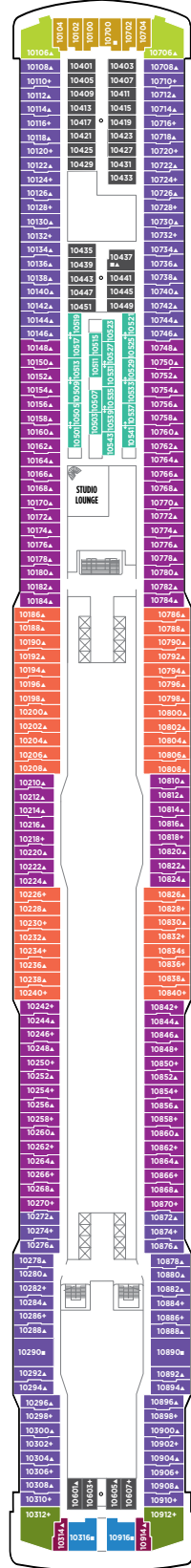
Deck 12

S6 S7 M2 M3 M4 B1
B2 B3 B4 OA I1 I2



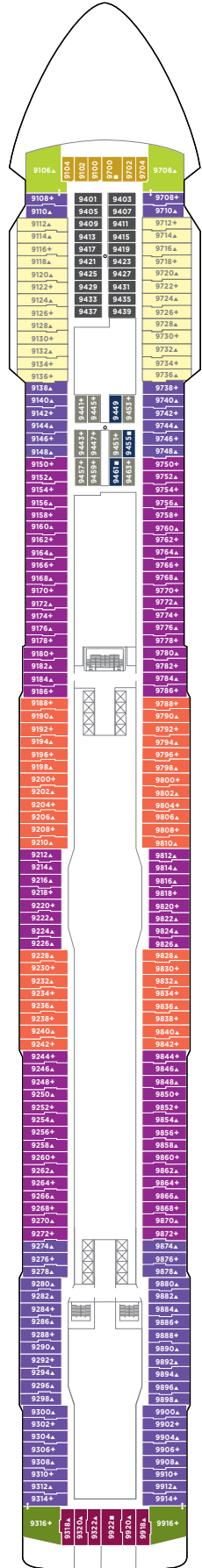
Deck 11

S6 S7 MA B1 BA BC
OA IA IC TI



Deck 10

S6 S7 M1 MB B1 BB
BD OA ID TI

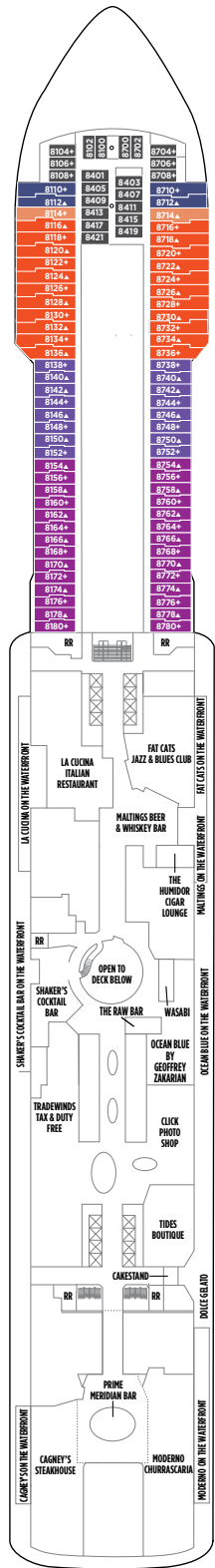


Deck 9

S6 S7 MB B1 B6 BB
BD OA I1 I2 ID

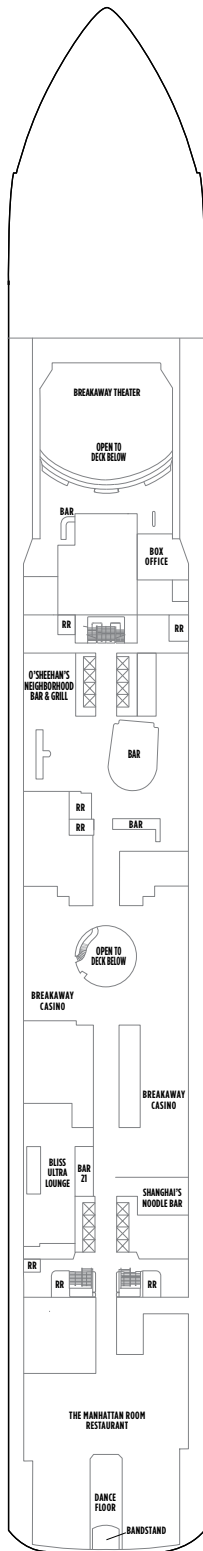
SYMBOL LEGEND

- Stateroom with facilities for the disabled (For information, contact Reservations)
- † Third- and/or fourth-person occupancy available
- ✕ Elevator
- ⇅ Connecting staterooms
- ★ Third-, fourth- and/or fifth-person occupancy available
- Inside stateroom doors open to center interior corridors
- ▲ Third-person occupancy available
- ☆ Up-to-sixth-person occupancy available
- RR Restroom
- Inside stateroom doors open to center interior corridors

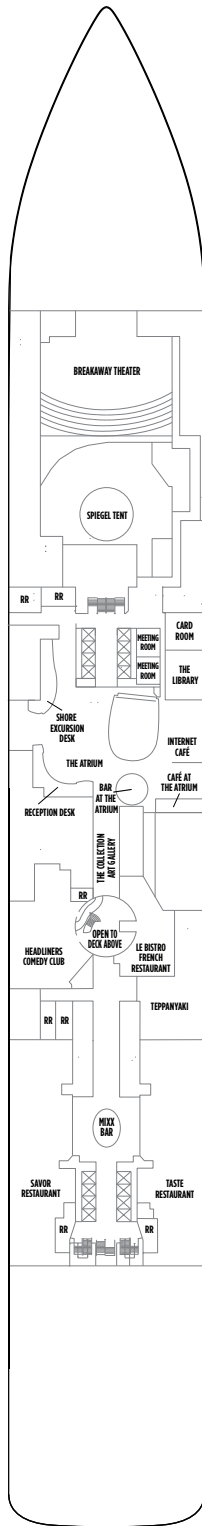


Deck 8

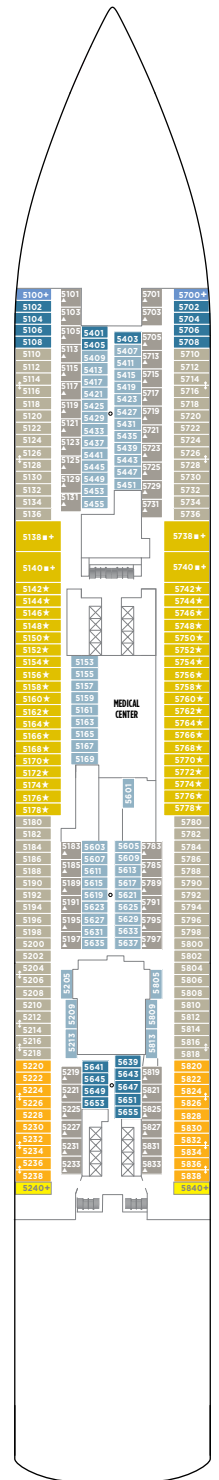
M6 MX BB BD BX ID



Deck 7



Deck 6



Deck 5

O1 OC OX OB IB IE
IF IX